



Survey Results: COVID Impact on AMTS

Sept. 15, 2020



Purpose and Synopsis

- ATEC ran a survey targeted at aviation maintenance technician schools to gather information on COVID-19 impacts on school operations and graduate and enrollment expectations.
- Results from a similar survey that ran in May were used as a benchmark to assess trends since the beginning of the COVID-19 pandemic.
- The survey was directed at the 175 active FAA certificated part 147 programs (see the [ATEC Online School Directory](#) for a list of those schools)
- Seventy-nine individuals responded, representing 45% of the AMTS community.



Q1: What statement best describes the current status of your part 147 program?

September responses

ANSWER CHOICES	RESPONSES	
We are offering only online instruction	3.80%	3
We are offering a hybrid of online and in-person instruction	45.57%	36
We are offering only in-person instruction	46.84%	37
We have suspended operations	2.53%	2
We have suspended operations and are concerned about the on-going viability of the program.	1.27%	1
Other (please specify)	0.00%	0
TOTAL		79

May responses

ANSWER CHOICES	RESPONSES	
Hybrid (online and in-person)	44.94%	40
Online only	26.97%	24
Operations suspended	14.61%	13
In-person only	7.87%	7
Operations suspended, long-term viability in question	5.62%	5
Other (please specify)	0.00%	0
TOTAL		89

Q2: What statement best describes how the part 147 program is facilitating student lab requirements?

September

ANSWER CHOICES	RESPONSES	
Students are not currently completing lab assignments (i.e., because the school is not providing in-person instruction)	5.19%	4
Students are completing lab assignments remotely	0.00%	0
Students are completing lab assignments in person	77.92%	60
Students are completing lab assignments in a hybrid environment (i.e., both remotely and in person)	14.29%	11
Other (please specify)	2.60%	2
TOTAL		77

May

ANSWER CHOICES	RESPONSES	
Students are completing lab assignments in person	45.07%	32
We are not facilitating labs	43.66%	31
Other (please specify)	11.27%	8
Students are completing lab assignments remotely	0.00%	0
TOTAL		71

Q3: What was the primary reason operations were suspended?

September:

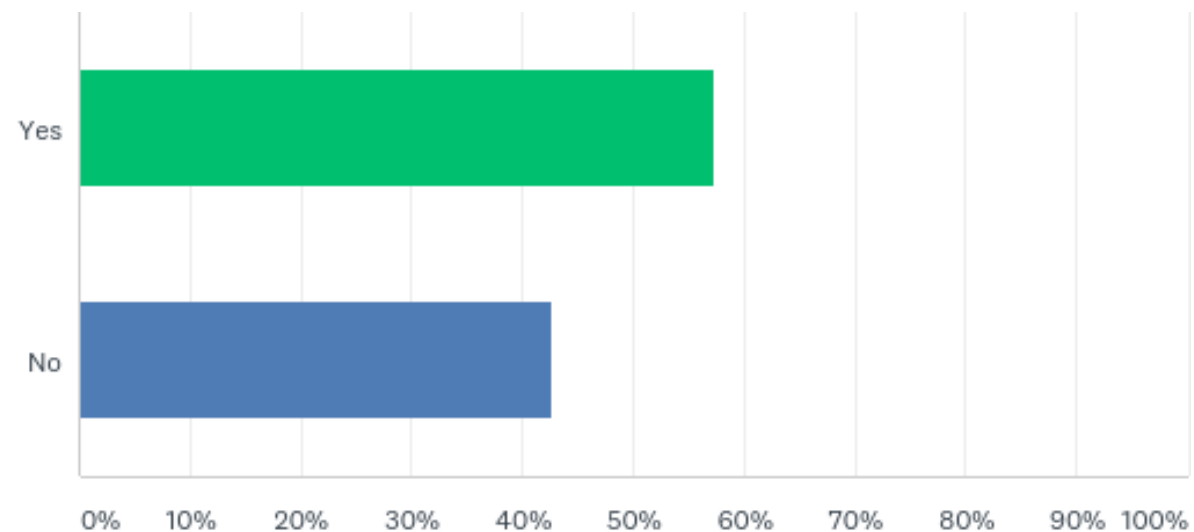
ANSWER CHOICES	RESPONSES	
Students are unable to access online content (i.e., due to lack of equipment, internet, etc.)	0.00%	0
The institution did not have the resources necessary to institute a distance learning program	11.11%	1
Low enrollment	0.00%	0
Burdensome FAA requirements and approvals	33.33%	3
Burdensome accreditation requirements	0.00%	0
Other (please specify)	66.67%	6
Total Respondents: 9		

May:

ANSWER CHOICES	RESPONSES	
Other (please specify)	77.78%	14
Students are unable to access online content	11.11%	2
The institution was unable to obtain the necessary FAA approvals	5.56%	1
The institution did not have the resources necessary to institute a distance learning program	5.56%	1
TOTAL		18

Q4: Have you already
or do you intend to
seek permanent
distance learning
approval from the
FAA?

May:



Q4: Is your program exercising FAA distance learning authorization (check all that apply)?

September:

ANSWER CHOICES	RESPONSES	
Yes, we have received FAA authorization to provide distance learning on a temporary basis	68.35%	54
Yes, we have received FAA authorization to provide distance learning on a permanent basis	7.59%	6
We intend to apply for FAA authorization to provide distance learning on a temporary basis	7.59%	6
We intend to apply for FAA authorization to provide distance learning on a permanent basis	18.99%	15
We have not and do not intend to apply for any distance learning authorization from the FAA. (Please explain why.)	17.72%	14
Total Respondents: 79		

Q5: How has the COVID-19 pandemic impacted your 2020 graduate projections?

Q6: If you expect graduate numbers to decline or increase, by what estimated percentage?

September:

ANSWER CHOICES	RESPONSES	
We expect graduate numbers to stay the same	53.16%	42
We expect graduate numbers to increase	6.33%	5
We expect graduate numbers to decline	40.51%	32
TOTAL		79

May:

ANSWER CHOICES	RESPONSES	
No impact	58.54%	48
We expect graduate numbers to decline	39.02%	32
We expect graduate numbers to increase	2.44%	2
TOTAL		82

Respondents that expect graduate numbers to decline estimate, on average, a **38% decrease** in 2020 graduates. That's up 10 points over spring estimates.

Q7: How has the COVID-19 pandemic impacted your enrollment?

Q6: If you expect enrollment to decline or increase, by what estimated percentage?

Sept:

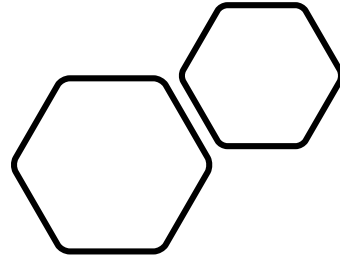
ANSWER CHOICES	RESPONSES	
Enrollment has stayed the same	43.59%	34
Enrollment has increased	23.08%	18
Enrollment has declined	33.33%	26
TOTAL		78

May:

ANSWER CHOICES	RESPONSES	
We expect enrollment to decline	44.44%	36
No impact	43.21%	35
We expect enrollment to increase	12.35%	10
TOTAL		81

Enrollments have declined by an average of 35% in one third of schools. But a quarter are reporting enrollment increases, by around 18%.

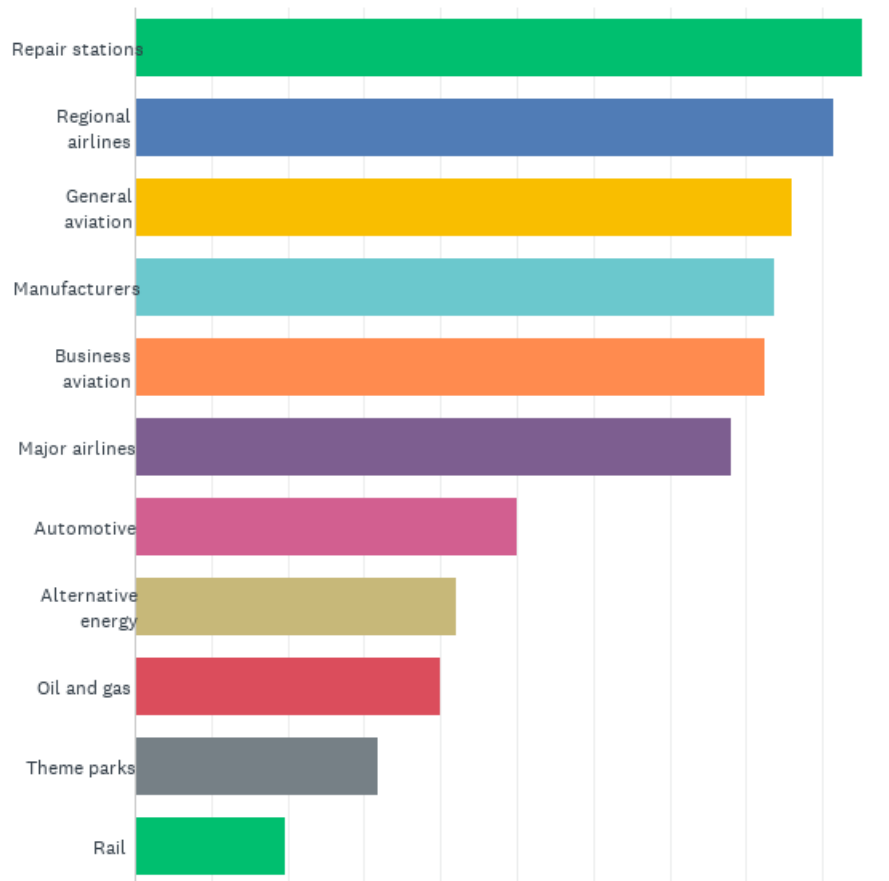
Q10: The 2019-2020 Pipeline Report estimated that 60 percent of part 147 program graduates have jobs lined up by graduation. What percentage of your 2020 graduates do you expect will have a job upon graduation given COVID-19 impacts?



May: Respondents estimate that 45% of 2020 graduates will have a job lined up by graduation. A drop of 15 basis points since December.

September: Respondents estimate that 54% of graduates will have a job by graduation.

Q11 What sectors are currently hiring your graduates? (Rank those hiring, with 1 being the sector currently hiring the most of your students.)



Aviation
companies
are still
leading the
pack

Q9: What was/is the biggest challenge(s) to your program during school shutdowns?

May:

ANSWER CHOICES	RESPONSES
Inability for students to complete lab requirements online	78.05% 64
Satisfying FAA regulatory requirements	47.56% 39
Student accessibility to online forums (i.e., lack of necessary hardware, internet access, etc.)	36.59% 30
Other (please specify)	14.63% 12
Satisfying accreditation requirements	12.20% 10
Inability to provide lecture content online	10.98% 9
None of the above	2.44% 2
Total Respondents: 82	

September:

ANSWER CHOICES	RESPONSES
Inability for students to complete lab requirements online	48.05% 37
Other (please specify)	29.87% 23
Satisfying FAA regulatory requirements	25.97% 20
Student accessibility to online forums (i.e., lack of necessary hardware, internet access, etc.)	16.88% 13
None of the above	14.29% 11
Inability to provide lecture content online	11.69% 9
Satisfying accreditation requirements	7.79% 6
Total Respondents: 77	



P.O. Box 234
Jenks, OK 74037

703.548.2030

ATEC-AMT.ORG